




CREATED BY SDI

POLA

ADVANCED TOOTH
WHITENING SYSTEM

YOUR SMILE
CATALOGUE





TALK TO
YOUR PATIENT
ABOUT A
WHITENING
PROGRAM
THAT'S RIGHT
FOR THEM

IN OFFICE TREATMENTS

Pola Rapid	6% hydrogen peroxide	3 x 15 minute applications
Pola Office+	37.5% hydrogen peroxide (not available in all countries)	3 x 8 minute applications
Pola Office	35% hydrogen peroxide (not available in all countries)	3 x 8 minute applications
Pola Professional	35% hydrogen peroxide (not available in all countries)	3 x 8 minute applications
Pola Professional	37.5% hydrogen peroxide (not available in all countries)	3 x 8 minute applications
Pola Day CP	35% carbamide peroxide	30 minutes for jump start in dental office



AT HOME TREATMENTS

Pola Day

6% hydrogen peroxide 1 or 2 x 30 minute applications or 1 x 45 minute application per day



Pola Night

Note: 1% of hydrogen peroxide equates to 2.77% of carbamide peroxide

10% carbamide peroxide 1 x 2 hours to overnight

16% carbamide peroxide 90 minutes per day to overnight



Pola Light

6% carbamide peroxide 2 x 10 or 2 x 15 minute treatments a day.



Pola For Aligners

10% carbamide peroxide 1 x 2 hours / day to overnight



ON THE GO

Pola Luminare

6% hydrogen peroxide 2 x 30 minute applications per day



DESENSITISER

Soothe

Potassium nitrate and fluoride releasing gel to relieve tooth sensitivity.



POLA
OFFICE+

POLA
PROFESSIONAL

POLA
DAY CP



IN OFFICE TREATMENTS

Pola Office+

Pola Office+ 37.5% hydrogen peroxide formulation (not available in all EU countries) is designed to whiten teeth in less than 30 minutes.

Indications: Whitening of discoloured vital and non-vital teeth.

Minimal chair time and built in desensitiser

With its neutral pH to protect your patient's teeth and gum, the unique formulation releases the active ingredients immediately to initiate the whitening treatment. Pola in office whitening range is designed to protect sensitive dental nerves and nerve endings with Pola Desensitising Technology (PDT) which ensures that the whitening only acts on teeth, minimizing irritation, burning, pain or long-term gum damage.

Pola Professional

Pola Professional (not available in all EU countries) is a hydrogen peroxide whitening system designed to medically bleach endodontically treated teeth. Available in 35% and 37.5% hydrogen peroxide kits, Pola Professional provides an easy and reliable whitening system for non-vital tooth bleaching

Indications: Whitening of discoloured non-vital teeth that have been endodontically treated.

Pola Day CP

Pola Day CP is a fast in office whitening treatment that whitens teeth in 30 minutes. It is designed for those people who need to jump start their tooth whitening in a short space of time.



POLA OFFICE+ 37.5% HP STEP BY STEP GUIDE



1. Determine and record pre-operative shade using the Vita* shade guide.
2. Clean teeth with ONLY a flour based pumice.
3. Place cheek retractors and then cover exposed lip surface with petroleum gel.
4. Dry teeth and apply Gingival Barrier to both arches, slightly overlapping enamel and interproximal spaces.
5. Light cure in a fanning motion for 10-20 seconds until the Gingival Barrier is cured.
6. **Firmly** attach a mixing nozzle to the Pola Office+ syringe away from patient. Dispense a small amount of gel on to a mixing pad until a uniform gel is extruded.
7. Using the nozzle as a guide, directly apply a **thin** layer of gel to all teeth undergoing treatment. A thin layer will help prevent the gel from running. NOTE: It is best not to lift the nozzle when moving from tooth to tooth. Use a continuous motion.
8. Leave gel on for 8 minutes (Optional: A curing light may be used at this stage, Radium Xpert or Radium Plus (SDI Limited)).
9. Suction off using an aspirator tip. Note: It is normal for a residue layer of gel to remain on the surface of the teeth.
10. Repeat steps 7-9 three times (optional 4 times).
11. After the last application, suction and wash the gel off, then wash and apply suction.
12. Remove Gingival Barrier by lifting it from one end.
13. Record the final shade.

Note: Pola Office+ 37.5% can only be administered by dentists. It is not suitable for patients to take home. A Gingival Barrier is only applicable for Pola Office+ 37.5% and Pola Professional. Visit www.polawhite.com.au for more information.

*Vita shade guide is a trademark of VITA Zahnfabrik, H. Rauter GmbH & Co. KG, D-79713 Säckingen, Germany

POLA RAPID



Pola Rapid is the new in office whitening treatment that safely whitens teeth in a 45 minute application time. A unique 6% hydrogen peroxide formulation that releases active ingredients immediately.

Indications:

1. Whitening of discoloured vital teeth.
2. Whitening of discoloured non-vital teeth.

Superior handling and fast removal

Pola Rapid's higher viscosity gel enables faster application and removal due to its specially formulated non-stick attributes. Pola Rapid can be extruded quickly and easily and remains on teeth when applied.

Enhanced blue gel for faster application

Pola Rapid uses an advanced blue gel for ease of visibility and application. The easy to apply, non-stick gel enables faster application and removal.

Simple delivery and precise application

No mixing is required. The dual barrel syringe system mixes as the gel is applied directly to the tooth. The supplied brush tip helps deliver a smoother and more precise application.

Simple Procedure

No soft tissue isolation. With simple tooth preparation and quick contact time per application, it reduces chair time and improves productivity.

Built in desensitisers

Pola Rapid has unique built-in desensitising properties that inhibit post-operative sensitivity. Potassium nitrate, the key pain reducing ingredient, prevents sensitivity to provide a calming effect. The high water content of Pola Rapid ensures maximum comfort during and after treatment.

Fluoride releasing to strengthen teeth

Pola Rapid contains fluoride, helping to strengthen teeth and protect against sensitivity.

Can be used with or without a bleaching light

Pola Rapid can be used with or without a bleaching light, as it does not require heat to activate.

POLA RAPID 6% HP STEP BY STEP GUIDE

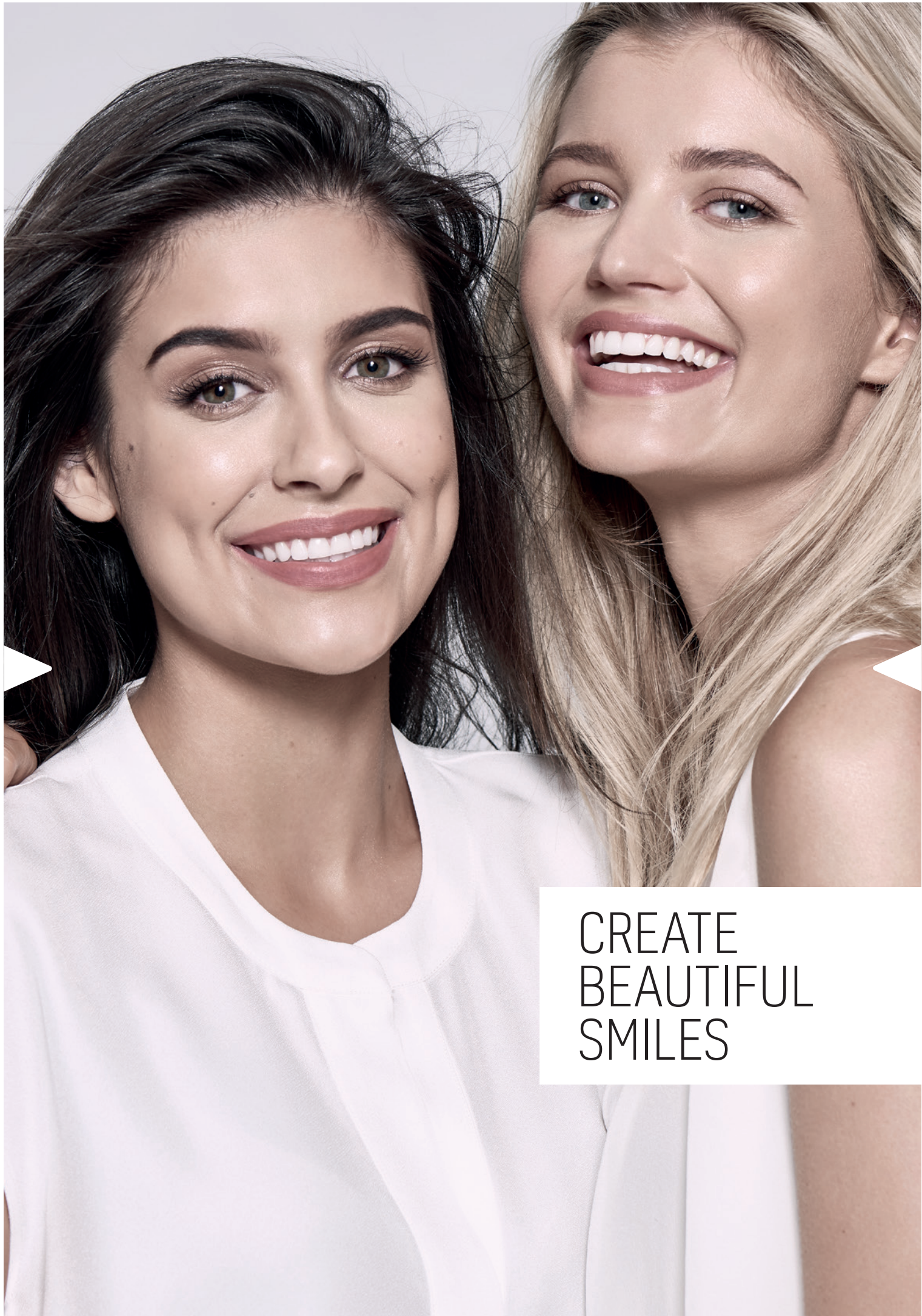


Before



After

1. Determine and record pre-operative shade using the Vita* shade guide.
2. Clean teeth with ONLY a flour based pumice.
3. Place cheek retractors and then cover exposed lip surface with petroleum gel.
4. **Firmly** attach a mixing nozzle to the Pola Rapid syringe away from patient, and insert the plunger. Dispense a small amount of gel onto a mixing pad until a uniform blue gel is extruded.
5. Using the nozzle as a guide, directly apply a thin layer of gel to all teeth undergoing treatment. A thin layer will help prevent the gel from running.
6. Leave gel on for 15 minutes (Optional: A curing light may be used at this stage, Radii Xpert or Radii Plus (SDI Limited)).
7. Suction off using a surgical aspirator tip. Note: It is normal for a residue layer of gel to remain on the surface of the teeth.
8. Complete steps 5-7 three times (optional 4 times).
9. After the last application, suction all the gel off, then wash and apply suction.
10. Record the final shade.



CREATE
BEAUTIFUL
SMILES

POLA
DAY

POLA
NIGHT

AT HOME TREATMENTS

Fluoride releasing

Pola Day and Pola Night both contain fluoride, which helps strengthen the tooth to protect it against sensitivity.

Safe and convenient

Pola Day and Pola Night's unique high water content formulation has a neutral pH to protect gums and teeth during treatment.

Effective whitening

The desired whitening effect can be achieved in as little as 30 minutes twice per day or can be conveniently applied overnight while you sleep. There are a variety of different strengths of Pola Day and Pola Night that patients can use at home.

Pola Desensitising Technology (PDT)

Pola Day and Pola Night contain PDT to assist with the prevention of post treatment sensitivity. Both Pola Day and Pola Night contain 20% water which prevents dehydration and helps reduce or eliminate sensitivity.

What's the difference between Pola Day and Pola Night?

Pola Day consists of a range of hydrogen peroxide based take home gels specifically designed for achieving whitening results for patients with limited time in their schedule.

Pola Night contains carbamide peroxide for slow release of active oxygen.

Hydrogen peroxide formula means faster release of active ions which in turn means less tray wear time.

Pola Night is a range of carbamide peroxide based take home gels that deliver optimum whitening results to patients who have more sensitive teeth. Pola Night converts into hydrogen peroxide plus urea, which means there is a slower release of ions and hence more suited to overnight treatment.

Both ranges are available in a variety of different strengths with the lower concentrations geared towards more sensitive teeth.



POLA DAY & POLA NIGHT STEP BY STEP GUIDE

1. Brush teeth.
2. Place a small drop of gel into every compartment of the tray for the teeth undergoing treatment.
3. Seat the tray, with the gel, around the teeth.
4. Wipe away excess gel in mouth with a tissue or dry soft brush.
5. After treatment, remove tray. Rinse tray and mouth with lukewarm water.
6. Brush teeth.



POLA LUMINATE

SOOTHE

Pola Luminare

With 6% hydrogen peroxide, Pola luminare is our highest strength brush on tooth whitener available. Brush directly onto teeth without the need for trays. Designed to be worn for just 30 minutes twice per day.

Pola luminare is the ideal touch up tool to maintain your bright white smile between dental visits. With over 60 applications in one tube plus a long-lasting spearmint flavour, you can whiten your teeth anywhere and anytime.



Soothe Desensitiser

Soothe, a sustained release gel containing 6% potassium nitrate and 0.1% fluoride gel, relieves tooth sensitivity caused by chemical and thermal changes. Unlike other desensitisers, Soothe will not interfere with the whitening process

Apply before or after whitening

Sensitivity can occur during or after the tooth whitening procedure. Soothe can be applied before or after the treatment.



POLA FOR ALIGNERS



STRAIGHTEN AND BRIGHTEN TOGETHER

Pola whitening gel for aligners is perfectly formulated for use with orthodontic aligner trays. Pola For Aligners can easily be used as a take home kit, ensuring a great patient experience by providing whiter, brighter smiles with no additional wear time.


Pola For Aligners combines the same benefits of the award-winning Pola whitening formula

- ✓ The greatest patient comfort in a whitening kit.
- ✓ Contains potassium nitrate and fluoride to reduce sensitivity for long term use.
- ✓ High viscosity gel ensures it can be easily and securely placed into the aligner tray, staying in place.

Available in a convenient 4 syringe kit - for take home, day or overnight wear

- ✓ The Pola For Aligners system is available in Pola Night 10% carbamide peroxide gel that has been carefully selected as the ideal whitening agent to suit any aligner system. It enables patients to customise use between meals for just a couple of hours a day, to the convenience of overnight wear.
- ✓ Clinical research has identified 10% carbamide peroxide as the Gold standard in teeth whitening, providing optimal whitening results whilst maintaining maximum patient safety and comfort*.

*Source: Efficacy of Pola Night on tooth whitening, 24 months post treatment on Japanese 2006 - Tsubura Shuichi



Dr Linda Greenwall
BDS MGDS RCS MSc MRD
RCS FFGDP FICD BEM
Prosthodontist and Specialist
in Restorative Dentistry
UK



BEFORE



AFTER

Pola Night 10% CP for Aligners

Pola Night 10% CP for Aligners has been used for 6 weeks with clear orthodontic aligners.

POLA LIGHT

A NEW ADVANCED TAKE HOME TOOTH WHITENING SYSTEM WITH LED LIGHT TECHNOLOGY



ENJOY A BRIGHTER, MORE CONFIDENT SMILE IN 5 DAYS.

Pola Light is an advanced tooth whitening system that combines Pola's award-winning whitening formula, with an LED mouthpiece, for a faster whitening treatment.

- The Pola Light system combines with Pola Day.
- Fast acting, delivering whiter teeth in as little as 5 days.
- Formulated to safely remove long term stains.
- Fully rechargeable for future tooth whitening treatments.
- Remineralization to strengthen the teeth.
- Extra hydration to minimize sensitivity.



FROM JUST
20 MINUTES
A DAY

2 x 10 or 2 x 15 minute
treatments a day.



EASY TO USE

Portable, rechargeable and easy to wear with no cord attached to mouthpiece.

Pola LED mouthpiece is a dual arch and a universal size.



WHITER
TEETH IN
FIVE DAYS

5 day treatment time.
No chair time or custom trays
required, saving time for both
patient and dentist.



PROFESSIONALLY
USED AND
RECOMMENDED

Pola is a professional tooth whitening system that is trusted and recommended by dentists to achieve a safer, quicker and whiter smile.

The high viscosity, neutral pH tooth whitening gels ensure the greatest patient comfort in a take home kit.

The unique blend of soothers, conditioners and high water content assist in reducing sensitivity.

POLA LIGHT PACKAGING

- 1 x Pola LED mouthpiece
- 4 x 3g Pola Day 6% hydrogen peroxide tooth whitening syringes
- 1 x USB charging cord
- 1 x Instruction guide



A young woman with long, wavy blonde hair is smiling warmly at the camera. She is wearing a light pink top under a long, flowing shawl with horizontal stripes in shades of white, yellow, and lavender. She is holding a woven basket with colorful tassels. The background is a plain, light color.

WHITER
BRIGHTER
YOU

FAQ

What causes tooth discolouration?

Everyone's teeth are unique, therefore they discolour and stain in different ways. The discolouration or staining of a person's tooth is typically caused by coffee, black tea, herbal tea, red wine, spicy foods such as curry and smoking cigarettes. Tooth discolouration may also be due to aging effects, trauma, tetracycline stains, fluorosis etc.

How does tooth whitening work?

When a whitening product is applied to the tooth, it breaks down into water and oxygen ions. The oxygen ions enter the enamel and dentine and attack the long stain molecules to effectively break them down to be short and colourless. These short and colourless molecules are then naturally removed from the tooth by saliva. The intensity of whitening is related to the number of ions available and the length of time they are on the tooth.



How long does it take to whiten a patient's teeth?

With in-office whitening, results are obtained in just 30 minutes treatment time. Using a take home whitening system, it can take approximately 5-14 days, however longer time may be required for tetracycline cases. It may take 2-6 months for patients with fluorosis.

How long will the whitening treatment last?

This depends on each individual person and their oral habits. Whitening should be repeated every 1-3 years for both In-Office and Take-Home treatments. Without a touch up, your patients teeth will start to re-stain by the same thing that caused them to discolour initially, however, they will never return to their original shade.

What if the patient has restorations or veneers, will these change colour?

Whitening will remove any existing stains on the restorations but will not affect the original shade.

Are there any side effects?

For those who follow the Instructions for Use that come with the pola products, the majority will have no side effects. However, some will experience temporary sensitivity (dull or sharp, sensitive to hot or cold). This will subside after several hours of stopping the treatment and won't leave any residual problems. The wear times can be shortened or made less frequent or teeth can be treated with a desensitizer, soothe. The patient should abstain from carbonated drinks, citrus fruits and beverages to avoid sensitivity.

Is teeth whitening safe during pregnancy?

It is not recommended to use teeth whitening products during pregnancy.

CLINICAL CASE STUDIES



Dr. Marta Peydro Herrero
Dr. José Amengual Lorenzo

POLA OFFICE+
POLA NIGHT

Pola Office+ 37.5% followed by 5 weeks **Pola Night 16%**

The whitening products that make up the Pola tooth whitening system, allow me to solve most of the dental discolorations that we can face in daily clinical practice in a simple way, but, above all, safe for the patient. Whether it is an in-office treatment, take home or combined, we achieve a white smile, satisfying the expectations of our patients.



BEFORE

AFTER



Prof. Leandro Martins

POLA NIGHT

Pola Night 10%

One of the biggest problems of dental whitening is tooth sensitivity. Therefore, finding products that bring greater safety is the key. With low concentration carbamide peroxide, Pola Night bleach has high water content, neutral pH, desensitizers and high viscosity. These characteristics responds to the patient's demand for an effective result with protection against sensitivity and gingival irritation. Therefore, the choice for Pola Night 10% is due to its characteristics of a convenient, safe and effective product.



BEFORE

AFTER



Dr. Michael Chan

POLA OFFICE+

Pola Office+ 37.5%

The Pola family of whitening products offers great flexibility to patients. The chairside Pola Office products have a nice consistency that allows for greater clinical control. I have found the system reliable to use and minimal hypersensitivity for patients



BEFORE

AFTER



Dr. David Carralero Plaza

POLA DAY

Pola Day 6%

Pola Day is a product that I have been using for more than 10 years, with very good results. For take home treatments, I prefer to use the maximum concentration of hydrogen peroxide, because we get faster and more comfortable results for our patients, since the product can be in the mouth for less time.



BEFORE

AFTER

POLA IN OFFICE

POLA RAPID

Pola Rapid 6% 1 Syringe Kit
1 X 2.8 mL syringe of Pola Rapid 7700510

Pola Rapid 6% 3 Syringe Kit
3 X 2.8 mL syringes of Pola Rapid 7700511

POLA OFFICE

Pola Office 1 syringe kit / 3 syringe kit
6 X 0.3g Pola Office Powder Pots
6 X 2mL Pola Office Syringes
3 X 1g Gingival Barrier Syringes
Accessories 7700218

POLA OFFICE+

Pola Office+ 1 Syringe Kit
1 X 2.8 mL syringe of Pola Office+
Accessories (37.5% HP) 7700461
(37.5% HP with Optragate®) 7700462
Pola Office+ Mixing Nozzle/Caps 10 Pack 7700410
Pola Office+ Mixing Nozzle/Brush Tip/Caps 10 Pack 7700421

Pola Office+ 3 Syringe Kit
3 X 2.8 mL syringes of Pola Office+
Accessories (37.5% HP) 7700464
(37.5% HP with Optragate®) 7700465

POLA PROFESSIONAL

Pola Professional 35% HP 3 Syringe Kit
6 X 0.3g Pola Office Powder Pots
6 X 2mL Pola Office Syringes
3 X 1g Gingival Barrier Syringes
Accessories 7700259

Pola Professional 37.5% HP 1 Syringe Kit
1 X 2.8 mL syringes of Pola Office+
1 X 1g gingival barrier syringes
Accessories 7700468

Pola Professional 37.5% HP 3 Syringe Kit
3 X 2.8 mL syringes of Pola Office+
3 X 1g gingival barrier syringes
Accessories 7700469

POLA DAY CP

Pola Day 35% CP Mini Kit
4 x 1.3g Mini Kit 7700329

GINGIVAL BARRIER

Gingival Barrier 2 Syringe Refill
2 X 1g Gingival Barrier Syringes
Accessories 7750006

Please note: each pack includes accessories.
CP: Carbamide Peroxide HP: Hydrogen Peroxide

POLA AT HOME

POLA DAY

Pola Day Mini Kit 4 x 1.3g
(6% HP) 7700357

Pola Day 10 x 1.3g Syringe Kit
(6% HP) 7700359

Pola Day 50 x 1.3g Bulk Kit
(6% HP) 7700361

Pola Day 50 x 1.3g Dispenser Kit
(6% HP) 7700079

POLA NIGHT

Pola Night Mini Kit 4 x 1.3g
(10% CP) 7700369
(16% CP) 7700375

Pola Night 10 x 1.3g Syringe Kit
(10% CP) 7700371
(16% CP) 7700377

Pola Night 50 x 1.3g Bulk Kit
(10% CP) 7700373
(16% CP) 7700379

Pola Night 50 x 3g Dispenser Kit
(16% CP) 7700085

POLA LIGHT

Pola Light (6% HP)
4 x 3g Pola Day Syringes 7700985

POLA FOR ALIGNERS

Pola For ALigners (10% CP)
4 x 3g syringes 7700556

SOOTHE

Soothe Mini Kit
4 x 1.2mL Syringes 8150002

Soothe Dispenser Kit
50 x 1.2mL Syringes 8150034

POUCHES

Cosmetic Pola Pouches
Attractive patient presentation pouch to dispense
up to 5 individual syringes from 50 x 1.3g bulk kit - 10
pouches
10 Pack AU 250mm x 95mm 7700997
10 Pack 7700999

TRAY CASES

Tray Cases 5 Pack
5 Tray Cases 7750008

TRAY MATERIAL

Tray Material 20 Pieces
20 Piece Refill 7750005

SPACER RESIN

Spacer Resin
2 Syringe Kit 7700012

POLA ON THE GO

POLA LUMINATE

Pola Luminate
1 X 5.5mL 7700092

^ Optragate® is not a registered trademark of SDI

FREE MARKETING MATERIAL

MARKETING MATERIAL TO ASSIST IN PROMOTING WHITENING TO PATIENTS.



POSTER POLA DAY
Reorder M100274



POSTER POLA NIGHT
Reorder M100275



POSTER POLA OFFICE+
Reorder M100276



POLA LIGHT STAND
Reorder M100505



POLA PATIENT HANDOUT STAND
Reorder M100290



POLA PATIENT HANDOUTS
Reorder M100298



POLA BEFORE & AFTER STAND
Reorder M100288



POLA MENU
Reorder M100292



POSTER POLA LIGHT
Reorder M100512



POLA LIGHT PATIENT HANDOUT
Reorder M100513




POLA LIGHT DENTIST HANDOUT
Reorder M100514



POLA CEILING TILE
Reorder M100293



POLA STATEMENT STUFFER
Reorder M100291



POLA APPOINTMENT CARDS
Reorder M100287



POLA THANK YOU CARD
Reorder M100295



POLA WINDOW STICKER
Reorder M100289



POLA CARRY BAG
Reorder M100143



POLA WAITING ROOM USB VIDEO
Reorder M100245



CUSTOMISABLE MARKETING MATERIAL
More customisable marketing material is available via download. Visit www.sdi.com.au




ADVANCED
TOOTH
WHITENING

SDI LIMITED IS PRIMARILY INVOLVED IN THE RESEARCH AND DEVELOPMENT, MANUFACTURING AND MARKETING OF SPECIALIST DENTAL MATERIALS. SDI'S PRODUCTS ARE A COMBINATION OF INNOVATION AND EXCELLENCE TO PROVIDE THE IDEAL RESTORATIVE MATERIALS FOR THE DENTAL PROFESSION.



MADE IN AUSTRALIA
by SDI Limited
3-15 Brunson Street,
Bayswater, Victoria 3153 Australia
www.sdi.com.au

AUSTRALIA 1 800 337 003
AUSTRIA 00800 022 55 734
BRAZIL 0800 770 1735
FRANCE 00800 022 55 734
GERMANY 0800 100 5759
IRELAND 00 353 (83) 806 0228
ITALY 00800 022 55 734
SPAIN 00800 022 55 734
UNITED KINGDOM 00800 022 55 734
USA & CANADA 1 800 228 5166



FOR MORE INFORMATION VISIT
polawhite.com.au

